

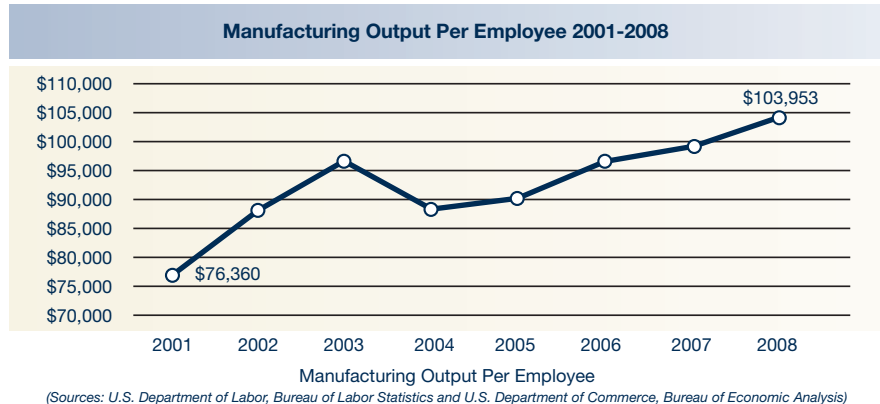
FACT SHEET

Manufacturing

South Carolina's manufacturing growth continues an evolution toward capital intensiveness driven by technological progress.

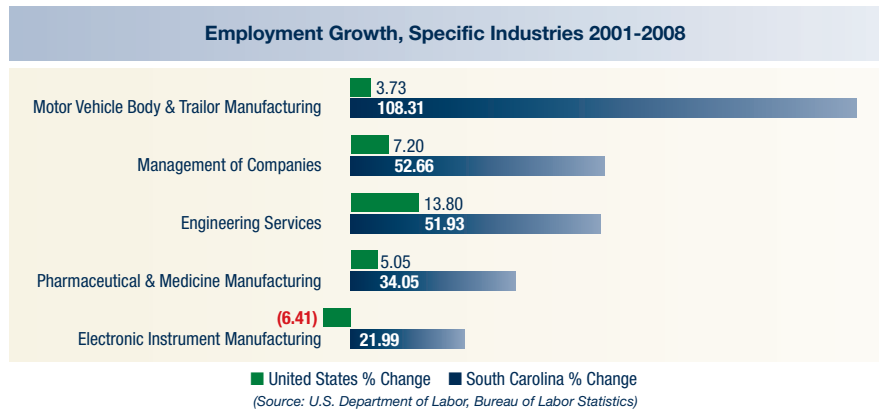
INDUSTRY TRENDS *Advancements in Engineering, Technology and Processes*

South Carolina's manufacturing industry experienced a 23 percent decline in employment yet a 5 percent gain in output from 2001 to 2008, showing a growing technology-centric, capital-intensive industry requiring a smaller yet higher-skilled labor force. This finding is particularly evident in the substantial increase in Manufacturing Output per employee.



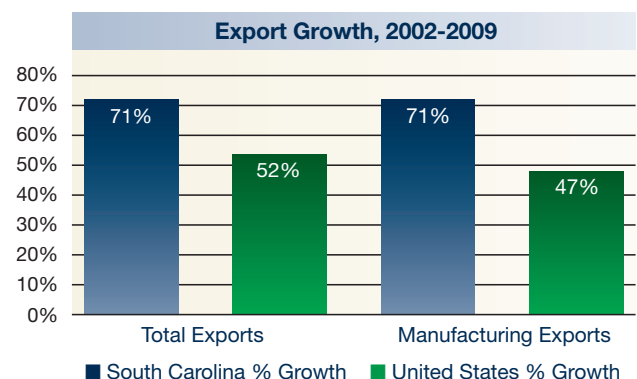
EMPLOYMENT *Gains in Advanced Manufacturing and Engineering*

South Carolina has experienced dramatic growth in a number of subsectors classified as Advanced Manufacturing, including chemical, electrical, automotive and pharmaceutical. When comparing the state to the United States average, South Carolina's growth exceeded the nation in all the subsectors in the chart to the right.



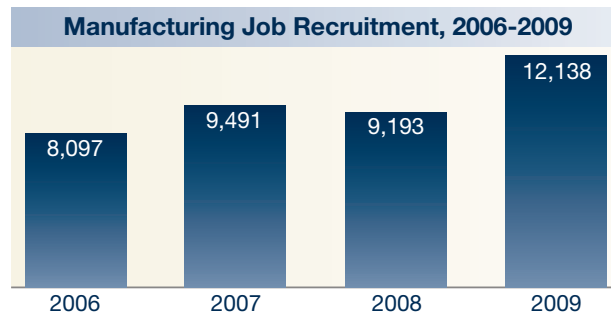
EXPORTS *Adding Real Value to the State Economy*

- The value of South Carolina exports has increased at a faster pace than the national average. From 2002 to 2009, total exports grew in South Carolina by 71 percent compared to a 52 percent growth in the United States.
- Manufacturing exports grew 71 percent between 2002 and 2009, from \$9.4 billion to \$16.1 billion.
- Sectors driving export growth include transportation equipment, machinery, chemicals, plastics and rubber and paper.



## MANUFACTURING CAPITAL INVESTMENT *Confidence in our state*

South Carolina continues to reap the benefits of excellence in manufacturing. Despite the worldwide recession, South Carolina succeeded in recruiting a record-breaking number of manufacturing firms between 2007 and 2009, creating over 30,000 new jobs in the state. During that time, the state has seen capital investment of over \$9 billion from manufacturing companies. (Source: South Carolina Department of Commerce, Division of Research Capital Investment Reports).



## WORKFORCE *Providing the Labor and Training Manufacturers Need*

South Carolina is ranked as a top five state in the United States in high employment concentration for many technical occupations manufacturers rely on including:

SOC Code	Occupation Title	Ranking
172041	Chemical Engineers	4
172112	Industrial Engineers	2
173026	Industrial Engineering Technicians	3
512091	Fiberglass Laminators and Fabricators	4
512092	Team Assemblers	2
514033	Grinding, Lapping, Polishing, and Buffing Machine Tool Setters, Operators, and Tenders, Metal and Plastic	5
514191	Heat Treating Equipment Setters, Operators, and Tenders, Metal and Plastic	4
516091	Extruding and Forming Machine Setters, Operators, and Tenders, Synthetic and Glass Fibers	1

(Source: U.S. Department of Labor, Bureau of Labor Statistics, May 2008 Occupational Employment Statistics)

Since 2000, South Carolina's workforce training program, readySC™, ranked as a top five training program by *Expansion Management* magazine for providing a ready workforce through training conducted at one of the 16 technical colleges throughout the state. (Source: *Expansion Management* magazine)

## RECENT RANKINGS *South Carolina is Recognized Nationally*

- South Carolina consistently ranks high on *Site Selection* magazine's "Top State Business Climates" and took the sixth spot for 2009. South Carolina also scores high with business executives surveyed by *Site Selection*. They ranked South Carolina fourth in 2009 and among the top 10 for the past six years. (Source: *Site Selection*, November issues)
- Another economic development trade publication, *Business Facilities*, has named South Carolina as the fourth strongest state in the United States for automotive manufacturing growth. (Source: *Business Facilities*, July 2009)
- South Carolina is a right-to-work state and has one of the lowest unionization rates in the United States, ranking third lowest at 4.5 percent. (Source: U.S. Department of Labor, Bureau of Labor Statistics, January 22, 2010, data are 2009)
- South Carolina's affordable labor costs have also been recognized. South Carolina is among ten states with the lowest cost of labor on *Business Facilities'* 2009 "Cost of Labor Ranking." The ranking is based on unionization, unemployment insurance, worker's compensation premiums, hourly pay in manufacturing, average annual pay in the private sector and average employer cost for an "employee plus one" health care premium. (Source: *Business Facilities*, July 2009)